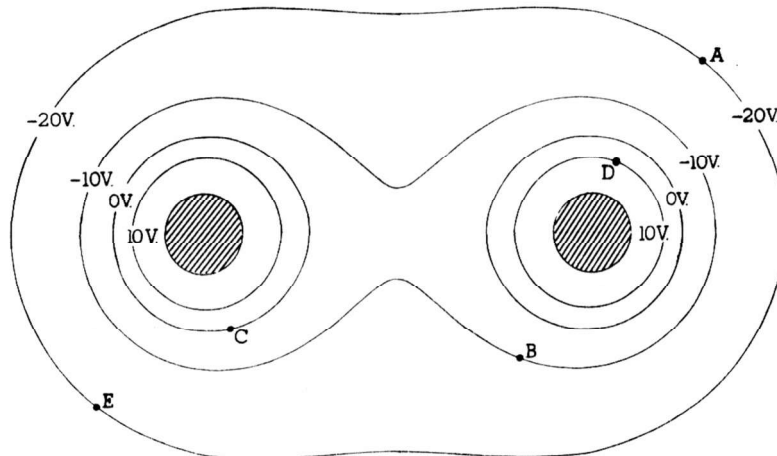
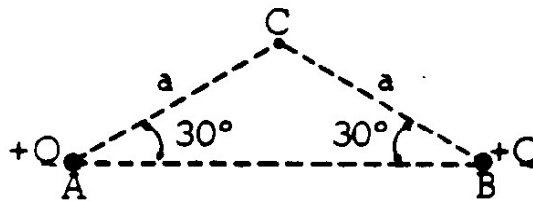


AP Physics Free Response Practice – Electrostatics



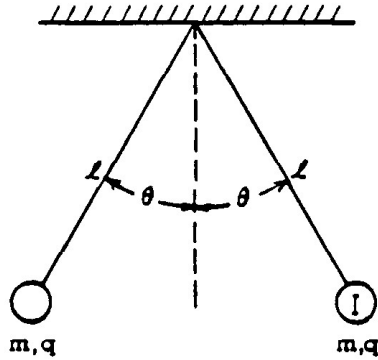
1974B5. The diagram above shows some of the equipotentials in a plane perpendicular to two parallel charged metal cylinders. The potential of each line is labeled.

- The left cylinder is charged positively. What is the sign of the charge on the other cylinder?
- On the diagram above, sketch lines to describe the electric field produced by the charged cylinders.
- Determine the potential difference,  $V_A - V_B$ , between points A and B.
- How much work is done by the field if a charge of 0.50 coulomb is moved along a path from point A to point E and then to point D?

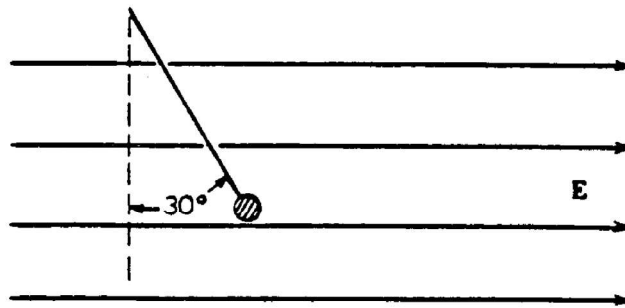


1975B2. Two identical electric charges  $+Q$  are located at two corners A and B of an isosceles triangle as shown above.

- How much work does the electric field do on a small test charge  $+q$  as the charge moves from point C to infinity,
- In terms of the given quantities, determine where a third charge  $+2Q$  should be placed so that the electric field at point C is zero. Indicate the location of this charge on the diagram above.




- 1979B7. Two small spheres, each of mass  $m$  and positive charge  $q$ , hang from light threads of lengths  $l$ . Each thread makes an angle  $\theta$  with the vertical as shown above.
- On the diagram draw and label all forces on sphere I.
  - Develop an expression for the charge  $q$  in terms of  $m$ ,  $l$ ,  $\theta$ ,  $g$ , and the Coulomb's law constant.

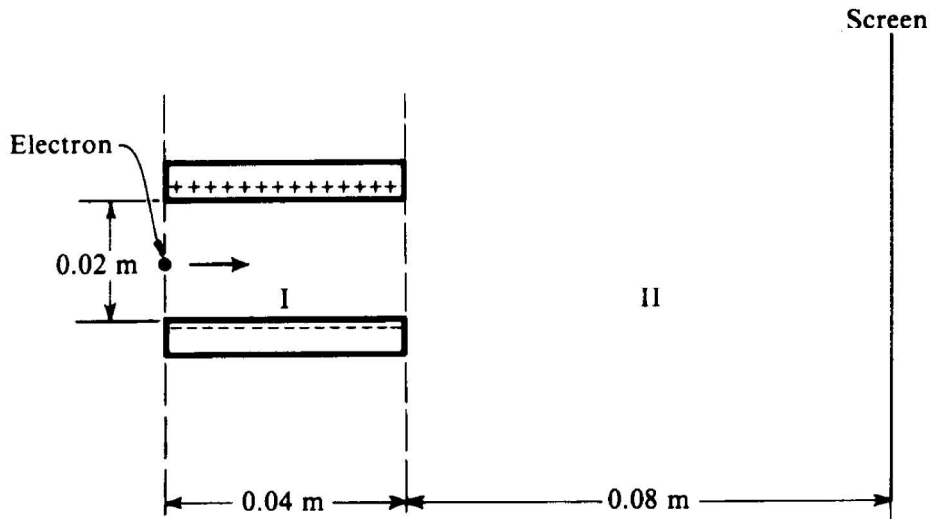


- 1981B3. A small conducting sphere of mass  $5 \times 10^{-3}$  kilogram, attached to a string of length 0.2 meter, is at rest in a uniform electric field  $E$ , directed horizontally to the right as shown above. There is a charge of  $5 \times 10^{-6}$  coulomb on the sphere. The string makes an angle of  $30^\circ$  with the vertical. Assume  $g = 10$  meters per second squared.
- In the space below, draw and label all the forces acting on the sphere.



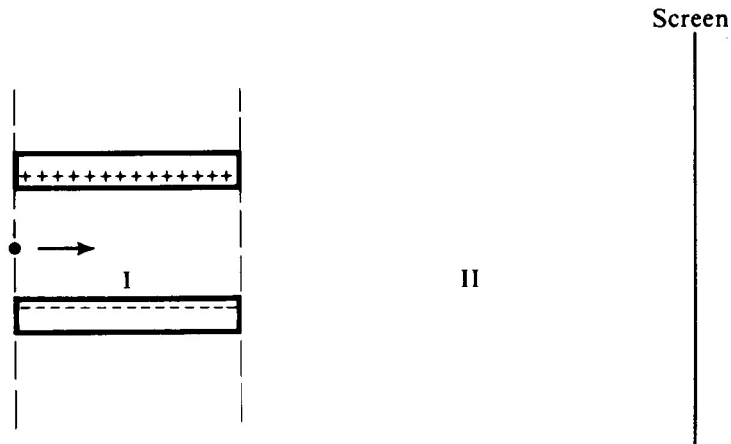
- Calculate the tension in the string and the magnitude of the electric field.
- The string now breaks. Describe the subsequent motion of the sphere and sketch on the following diagram the path of the sphere while in the electric field.

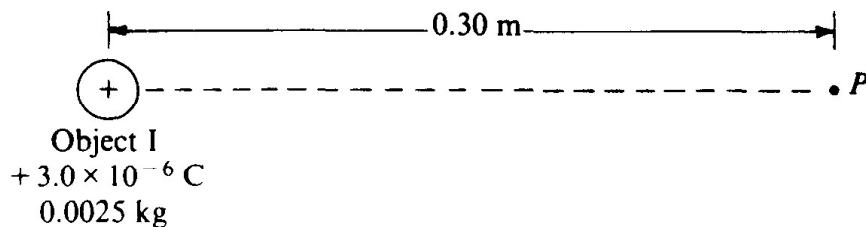




1985B3. An electron initially moves in a horizontal direction and has a kinetic energy of  $2.0 \times 10^3$  electron-volts when it is in the position shown above. It passes through a uniform electric field between two oppositely charged horizontal plates (region I) and a field-free region (region II) before eventually striking a screen at a distance of 0.08 meter from the edge of the plates. The plates are 0.04 meter long and are separated from each other by a distance of 0.02 meter. The potential difference across the plates is 250 volts. Gravity is negligible.

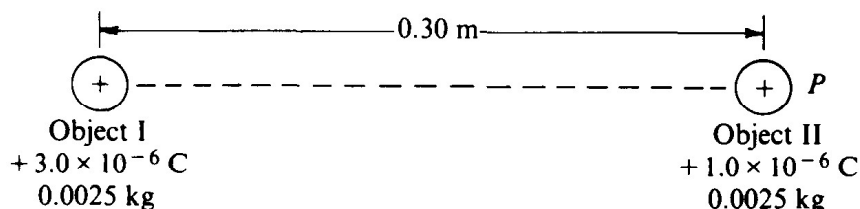
- Calculate the initial speed of the electron as it enters region I.
- Calculate the magnitude of the electric field  $E$  between the plates, and indicate its direction on the diagram above.
- Calculate the magnitude of the electric force  $F$  acting on the electron while it is in region I.
- On the diagram below, sketch the path of the electron in regions I and II. For each region describe the shape of the path.





1987B2. Object I, shown above, has a charge of  $+3 \times 10^{-6}$  coulomb and a mass of 0.0025 kilogram.

- a. What is the electric potential at point P, 0.30 meter from object I?

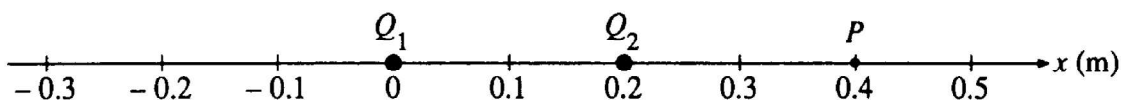


Object II, of the same mass as object I, but having a charge of  $+1 \times 10^{-6}$  coulomb, is brought from infinity to point P, as shown above.

- b. How much work must be done to bring the object II from infinity to point P?  
 c. What is the magnitude of the electric force between the two objects when they are 0.30 meter apart?  
 d. What are the magnitude and direction of the electric field at the point midway between the two objects?

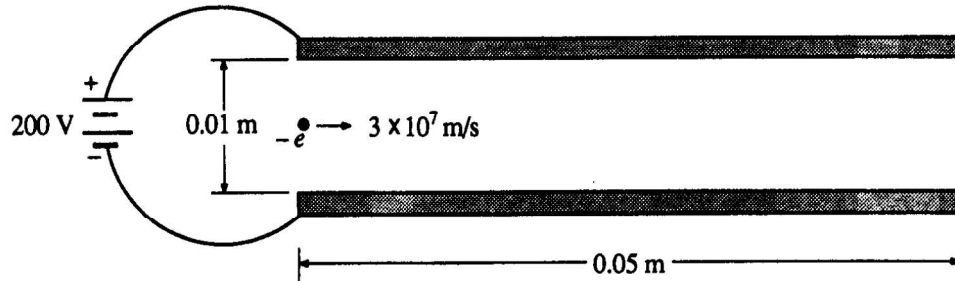
The two objects are then released simultaneously and move apart due to the electric force between them. No other forces act on the objects.

- e. What is the speed of object I when the objects are very far apart?

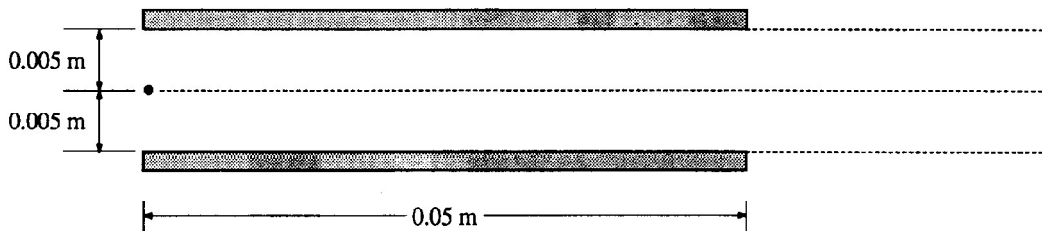


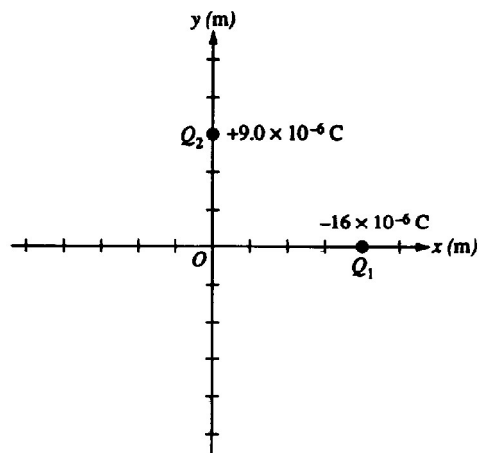
1989B2. Two point charges,  $Q_1$  and  $Q_2$ , are located a distance 0.20 meter apart, as shown above. Charge  $Q_1 = +8.0 \mu\text{C}$ . The net electric field is zero at point P, located 0.40 meter from  $Q_1$  and 0.20 meter from  $Q_2$ .

- a. Determine the magnitude and sign of charge  $Q_2$ .  
 b. Determine the magnitude and direction of the net force on charge  $Q_1$ .  
 c. Calculate the electrostatic potential energy of the system.  
 d. Determine the coordinate of the point R on the x-axis between the two charges at which the electric potential is zero.  
 e. How much work is needed to bring an electron from infinity to point R, which was determined in the previous part?



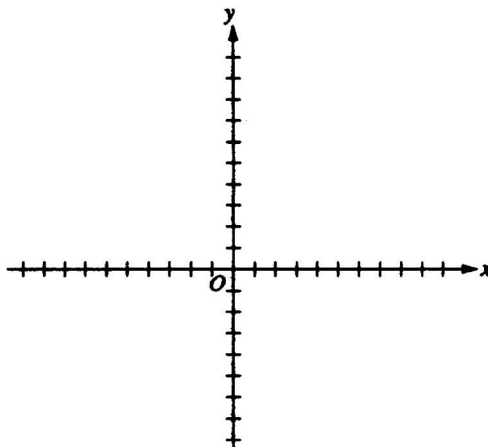
- 1990B2 (modified) A pair of square parallel conducting plates, having sides of length 0.05 meter, are 0.01 meter apart and are connected to a 200-volt power supply, as shown above. An electron is moving horizontally with a speed of  $3 \times 10^7$  meters per second when it enters the region between the plates. Neglect gravitation and the distortion of the electric field around the edges of the plates.
- Determine the magnitude of the electric field in the region between the plates and indicate its direction on the figure above.
  - Determine the magnitude and direction of the acceleration of the electron in the region between the plates.
  - Determine the magnitude of the vertical displacement of the electron for the time interval during which it moves through the region between the plates.
  - On the diagram below, sketch the path of the electron as it moves through and after it emerges from the region between the plates. The dashed lines in the diagram have been added for reference only.



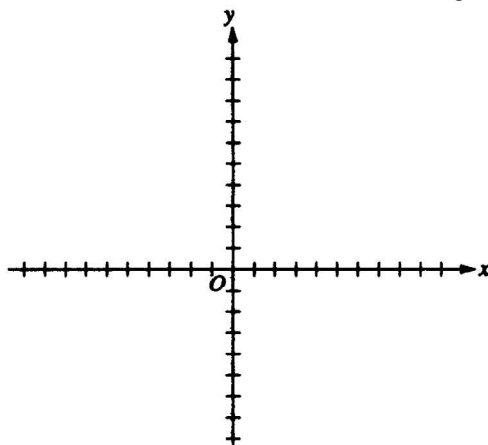


1993B2. A charge  $Q_1 = -1.6 \times 10^{-6}$  coulomb is fixed on the  $x$ -axis at +4.0 meters, and a charge  $Q_2 = +9 \times 10^{-6}$  coulomb is fixed on the  $y$ -axis at +3.0 meters, as shown on the diagram above.

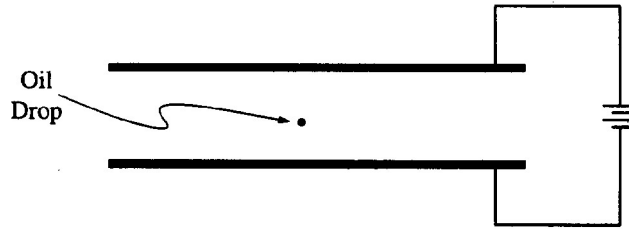
- a.
  - i. Calculate the magnitude of the electric field  $E_1$  at the origin O due to charge  $Q_1$
  - ii. Calculate the magnitude of the electric field  $E_2$  at the origin O due to charge  $Q_2$ .
  - iii. On the axes below, draw and label vectors to show the electric fields  $E_1$  and  $E_2$  due to each charge, and also indicate the resultant electric field  $E$  at the origin.



- b. Calculate the electric potential  $V$  at the origin.  
A charge  $Q_3 = -4 \times 10^{-6}$  coulomb is brought from a very distant point by an external force and placed at the origin.
- c. On the axes below, indicate the direction of the force on  $Q_3$  at the origin.

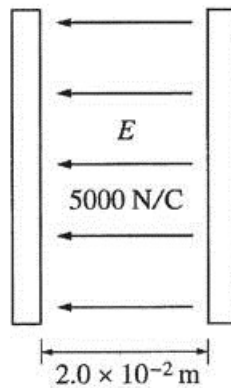


- d. Calculate the work that had to be done by the external force to bring  $Q_3$  to the origin from the distant point.



1996B6 Robert Millikan received a Nobel Prize for determining the charge on the electron. To do this, he set up a potential difference between two horizontal parallel metal plates. He then sprayed drops of oil between the plates and adjusted the potential difference until drops of a certain size remained suspended at rest between the plates, as shown above. Suppose that when the potential difference between the plates is adjusted until the electric field is  $10,000 \text{ N/C}$  downward, a certain drop with a mass of  $3.27 \times 10^{-16} \text{ kg}$  remains suspended.

- What is the magnitude of the charge on this drop?
- The electric field is downward, but the electric force on the drop is upward. Explain why.
- If the distance between the plates is  $0.01 \text{ m}$ , what is the potential difference between the plates?
- The oil in the drop slowly evaporates while the drop is being observed, but the charge on the drop remains the same. Indicate whether the drop remains at rest, moves upward, or moves downward. Explain briefly.



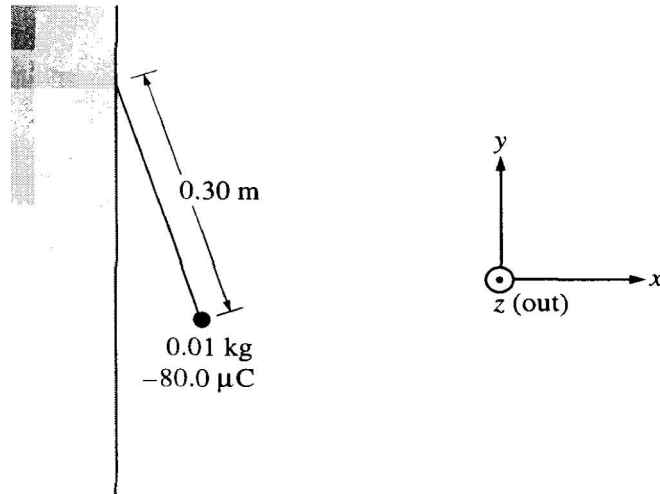
Note: Figure not drawn to scale.

2002B5B. Two parallel conducting plates, each of area  $0.30 \text{ m}^2$ , are separated by a distance of  $2.0 \times 10^{-2} \text{ m}$  of air. One plate has charge  $+Q$ ; the other has charge  $-Q$ . An electric field of  $5000 \text{ N/C}$  is directed to the left in the space between the plates, as shown in the diagram above.

- Indicate on the diagram which plate is positive (+) and which is negative (-).
- Determine the potential difference between the plates.
- Determine the capacitance of this arrangement of plates.

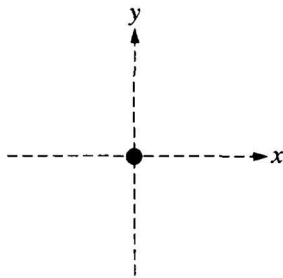
An electron is initially located at a point midway between the plates.

- Determine the magnitude of the electrostatic force on the electron at this location and state its direction.
- If the electron is released from rest at this location midway between the plates, determine its speed just before striking one of the plates. Assume that gravitational effects are negligible.



1998B2. A wall has a negative charge distribution producing a uniform horizontal electric field. A small plastic ball of mass  $0.01 \text{ kg}$ , carrying a charge of  $-80.0 \mu\text{C}$ , is suspended by an uncharged, nonconducting thread  $0.30 \text{ m}$  long. The thread is attached to the wall and the ball hangs in equilibrium, as shown above, in the electric and gravitational fields. The electric force on the ball has a magnitude of  $0.032 \text{ N}$ .

- a. On the diagram below, draw and label the forces acting on the ball.



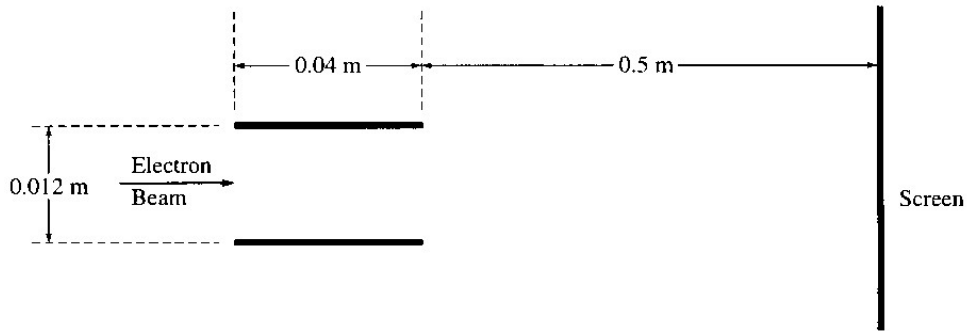
- b. Calculate the magnitude of the electric field at the ball's location due to the charged wall, and state its direction relative to the coordinate axes shown.
- c. Determine the perpendicular distance from the wall to the center of the ball.
- d. The string is now cut.
- Calculate the magnitude of the resulting acceleration of the ball, and state its direction relative to the coordinate axes shown.
  - Describe the resulting path of the ball.



1999B2. In a television set, electrons are first accelerated from rest through a potential difference in an electron gun. They then pass through deflecting plates before striking the screen.

- a. Determine the potential difference through which the electrons must be accelerated in the electron gun in order to have a speed of  $6.0 \times 10^7$  m/s when they enter the deflecting plates.

The pair of horizontal plates shown below is used to deflect electrons up or down in the television set by placing a potential difference across them. The plates have length 0.04 m and separation 0.012 m, and the right edge of the plates is 0.50 m from the screen. A potential difference of 200 V is applied across the plates, and the electrons are deflected toward the top of the screen. Assume that the electrons enter horizontally midway between the plates with a speed of  $6.0 \times 10^7$  m/s and that fringing effects at the edges of the plates and gravity are negligible.



Note: Figure not drawn to scale.

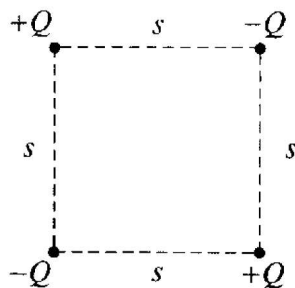
- b. Which plate in the pair must be at the higher potential for the electrons to be deflected upward? Check the appropriate box below.

Upper plate

Lower plate

Justify your answer.

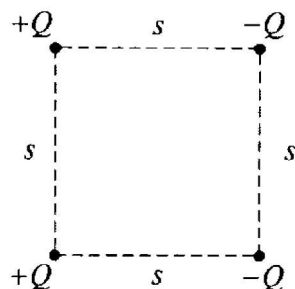
- c. Considering only an electron's motion as it moves through the space between the plates, compute the following.
- The time required for the electron to move through the plates
  - The vertical displacement of the electron while it is between the plates
- d. Show why it is a reasonable assumption to neglect gravity in part c.
- e. Still neglecting gravity, describe the path of the electrons from the time they leave the plates until they strike the screen. State a reason for your answer.
-



Arrangement 1

2001B3. Four charged particles are held fixed at the corners of a square of side  $s$ . All the charges have the same magnitude  $Q$ , but two are positive and two are negative. In Arrangement 1, shown above, charges of the same sign are at opposite corners. Express your answers to parts a. and b. in terms of the given quantities and fundamental constants.

- a. For Arrangement 1, determine the following.
  - i. The electrostatic potential at the center of the square
  - ii. The magnitude of the electric field at the center of the square



Arrangement 2

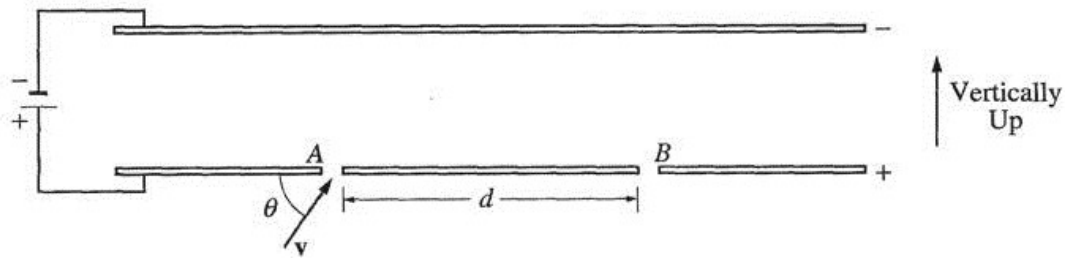
The bottom two charged particles are now switched to form Arrangement 2, shown above, in which the positively charged particles are on the left and the negatively charged particles are on the right.

- b. For Arrangement 2, determine the following.
  - i. The electrostatic potential at the center of the square
  - ii. The magnitude of the electric field at the center of the square
- c. In which of the two arrangements would more work be required to remove the particle at the upper right corner from its present position to a distance a long way away from the arrangement?

\_\_\_\_\_ Arrangement 1      \_\_\_\_\_ Arrangement 2

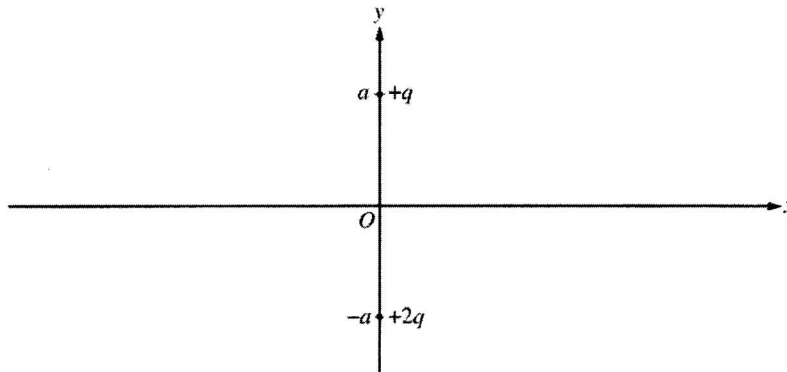
Justify your answer

---



2003Bb4. An electric field  $E$  exists in the region between the two electrically charged parallel plates shown above. A beam of electrons of mass  $m$ , charge  $q$ , and velocity  $v$  enters the region through a small hole at position A. The electrons exit the region between the plates through a small hole at position B. Express your answers to the following questions in terms of the quantities  $m$ ,  $q$ ,  $E$ ,  $\theta$ , and  $v$ . Ignore the effects of gravity.

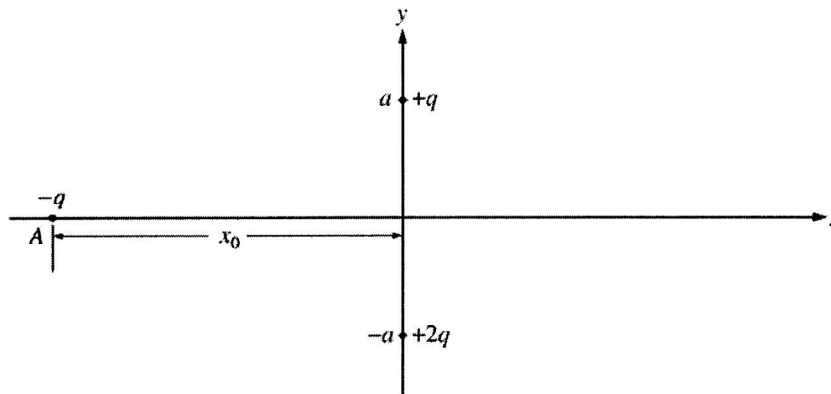
- a.
    - i. On the diagram of the parallel plates above, draw and label a vector to show the direction of the electric field  $E$  between the plates.
    - ii. On the following diagram, show the direction of the force(s) acting on an electron after it enters the region between the plates.
- 
- iii. On the diagram of the parallel plates above, show the trajectory of an electron that will exit through the small hole at position B.
- b. Determine the magnitude of the acceleration of an electron after it has entered the region between the parallel plates.
  - c. Determine the total time that it takes the electrons to go from position A to position B.
  - d. Determine the distance  $d$  between positions A and B.
  - e. Now assume that the effects of gravity cannot be ignored in this problem. How would the distance where the electron exits the region between the plates change for an electron entering the region at A? Explain your reasoning.
-



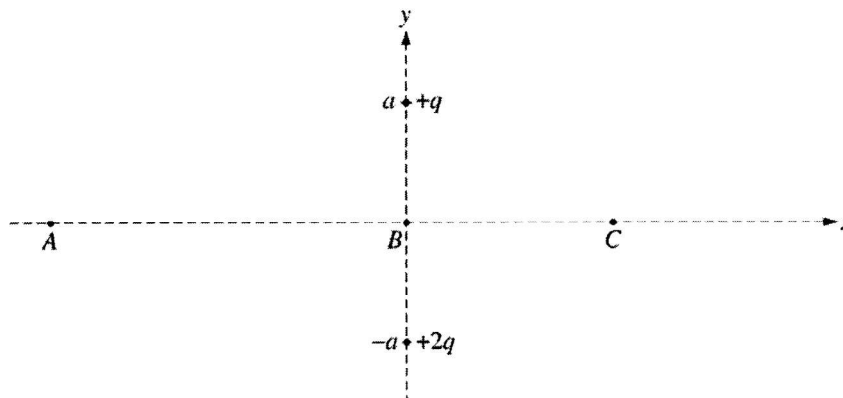
2005B3 Two point charges are fixed on the  $y$ -axis at the locations shown in the figure above. A charge of  $+q$  is located at  $y = +a$  and a charge of  $+2q$  is located at  $y = -a$ . Express your answers to parts a. and b. in terms of  $q$ ,  $a$ , and fundamental constants.

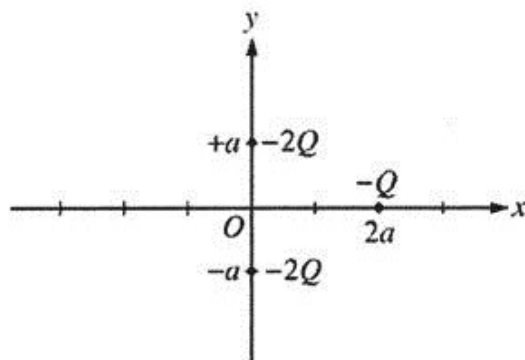
- Determine the magnitude and direction of the electric field at the origin.
- Determine the electric potential at the origin.

A third charge of  $-q$  is first placed at an arbitrary point A ( $x = -x_0$ ) on the  $x$ -axis as shown in the figure below.



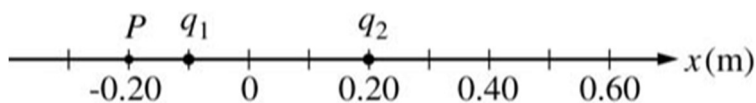
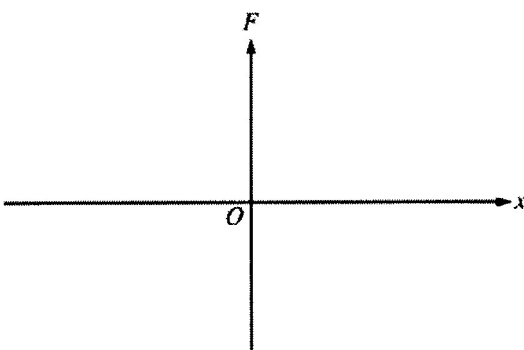
- Write expressions in terms of  $q$ ,  $a$ ,  $x_0$ , and fundamental constants for the magnitudes of the forces on the  $-q$  charge at point A caused by each of the following.
  - The  $+q$  charge
  - The  $+2q$  charge
- The  $-q$  charge can also be placed at other points on the  $x$ -axis. At each of the labeled points (A, B, and C) in the following diagram, draw a vector to represent the direction of the net force on the  $-q$  charge due to the other two charges when it is at those points.





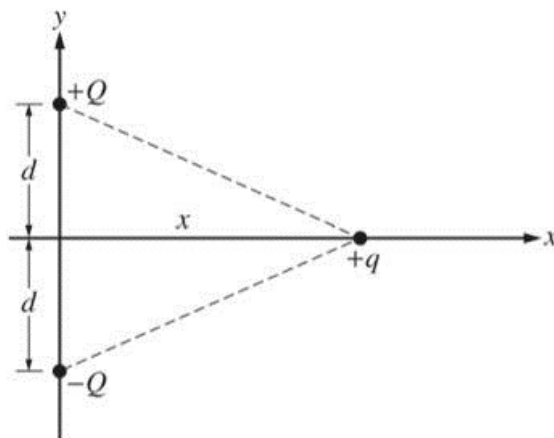
2005Bb3 The figure above shows two point charges, each of charge  $-2Q$ , fixed on the  $y$ -axis at  $y = +a$  and at  $y = -a$ . A third point charge of charge  $-Q$  is placed on the  $x$ -axis at  $x = 2a$ . Express all algebraic answers in terms of  $Q$ ,  $a$ , and fundamental constants.

- Derive an expression for the magnitude of the net force on the charge  $-Q$  due to the other two charges, and state its direction.
- Derive an expression for the magnitude of the net electric field at the origin due to all three charges, and state its direction.
- Derive an expression for the electrical potential at the origin due to all three charges.
- On the axes below, sketch a graph of the force  $F$  on the  $-Q$  charge caused by the other two charges as it is moved along the  $x$ -axis from a large positive position to a large negative position. Let the force be positive when it acts to the right and negative when it acts to the left.



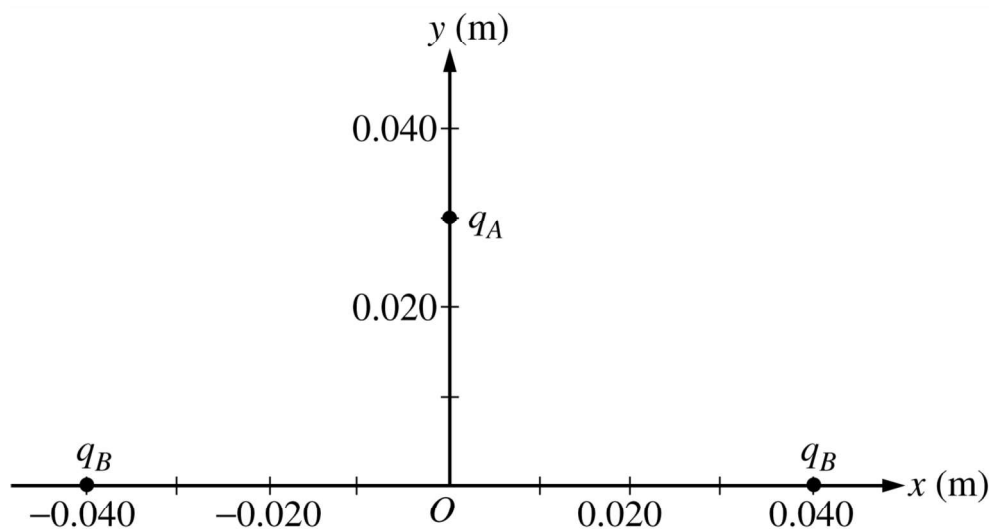
2006B3. Two point charges,  $q_1$  and  $q_2$ , are placed 0.30 m apart on the  $x$ -axis, as shown in the figure above. Charge  $q_1$  has a value of  $-3.0 \times 10^{-9}$  C. The net electric field at point P is zero.

- What is the sign of charge  $q_2$ ?  
 Positive                       Negative  
 Justify your answer.
- Calculate the magnitude of charge  $q_2$ .
- Calculate the magnitude of the electric force on  $q_2$  and indicate its direction.
- Determine the  $x$ -coordinate of the point on the line between the two charges at which the electric potential is zero.
- How much work must be done by an external force to bring an electron from infinity to the point at which the electric potential is zero? Explain your reasoning.



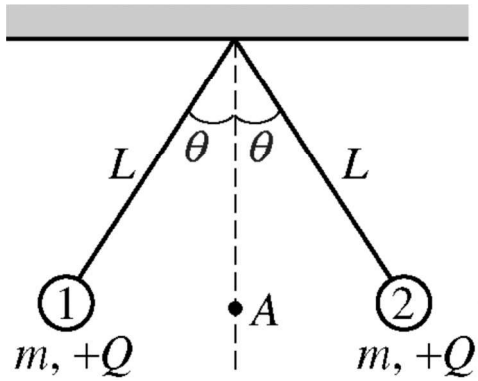
2006Bb3. Three electric charges are arranged on an  $x$ - $y$  coordinate system, as shown above. Express all algebraic answers to the following parts in terms of  $Q$ ,  $q$ ,  $x$ ,  $d$ , and fundamental constants.

- On the diagram, draw vectors representing the forces  $F_1$  and  $F_2$  exerted on the  $+q$  charge by the  $+Q$  and  $-Q$  charges, respectively.
- Determine the magnitude and direction of the total electric force on the  $+q$  charge.
- Determine the electric field (magnitude and direction) at the position of the  $+q$  charge due to the other two charges.
- Calculate the electric potential at the position of the  $+q$  charge due to the other two charges.
- Charge  $+q$  is now moved along the positive  $x$ -axis to a very large distance from the other two charges. The magnitude of the force on the  $+q$  charge at this large distance now varies as  $1/x^3$ . Explain why this happens.



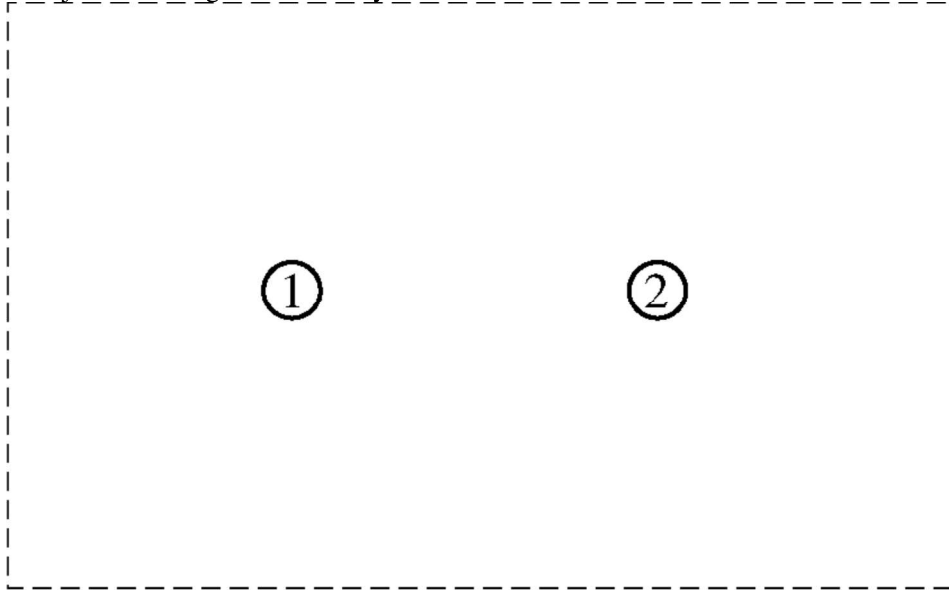
2009B2B.(modified) Three particles are arranged on coordinate axes as shown above. Particle A has charge  $q_A = -0.20$  nC, and is initially on the  $y$ -axis at  $y = 0.030$  m. The other two particles each have charge  $q_B = +0.30$  nC and are held fixed on the  $x$ -axis at  $x = -0.040$  m and  $x = +0.040$  m, respectively.

- Calculate the magnitude of the net electric force on particle A when it is at  $y = 0.030$  m, and state its direction.
- Particle A is then released from rest. Qualitatively describe its motion over a long time.

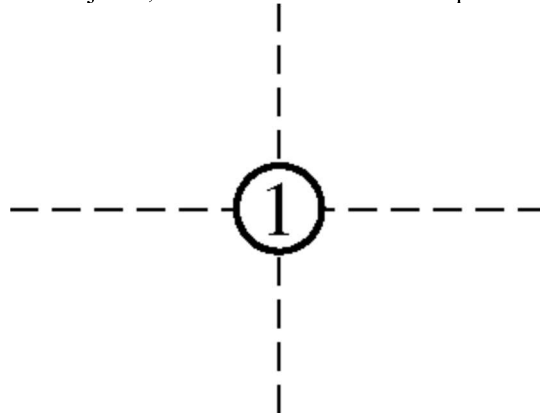


2009B2. Two small objects, labeled 1 and 2 in the diagram above, are suspended in equilibrium from strings of length  $L$ . Each object has mass  $m$  and charge  $+Q$ . Assume that the strings have negligible mass and are insulating and electrically neutral. Express all algebraic answers in terms of  $m$ ,  $L$ ,  $Q$ ,  $q$ , and fundamental constants.

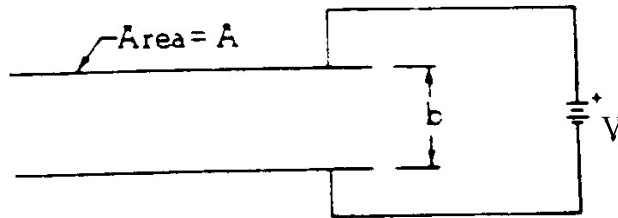
- a. On the following diagram, sketch lines to illustrate a 2-dimensional view of the net electric field due to the two objects in the region enclosed by the dashed lines.



- b. Derive an expression for the electric potential at point A, shown in the diagram at the top of the page, which is midway between the charged objects.
- c. On the following diagram of object 1, draw and label vectors to represent the forces on the object.



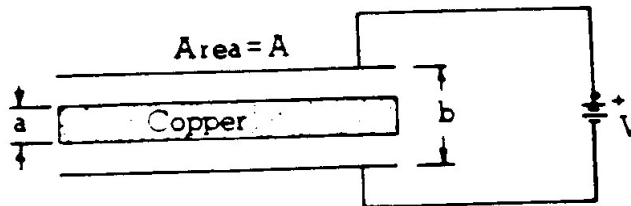
- d. Using the conditions of equilibrium, write—but do not solve—two equations that could, together, be solved for  $q$  and the tension  $T$  in the left-hand string.



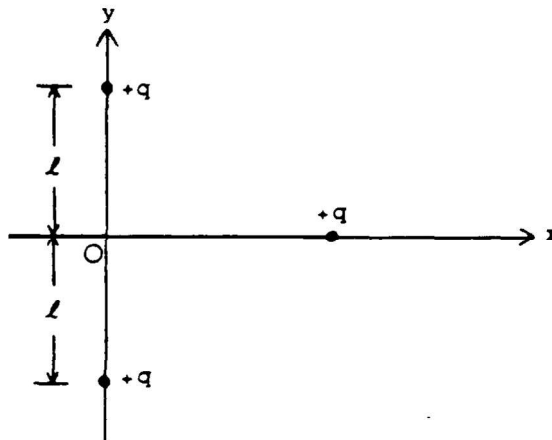
\*1974E2. A parallel-plate capacitor with spacing  $b$  and area  $A$  is connected to a battery of voltage  $V$  as shown above. Initially the space between the plates is empty. Make the following determinations in terms of the given symbols.

- Determine the electric field between the plates.
- Determine the charge stored on each capacitor plate.

A copper slab of thickness  $a$  is now inserted midway between the plates as shown below.



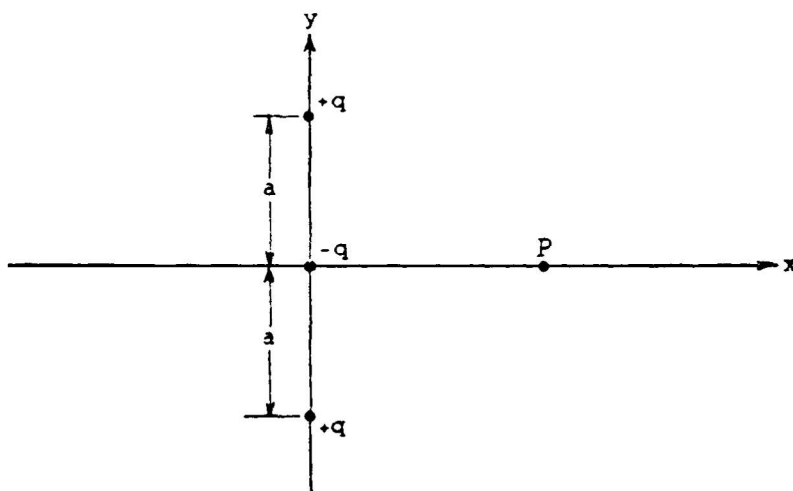
- Determine the electric field in the spaces above and below the slab.
- Determine the ratio of capacitances  $\frac{C_{\text{with copper}}}{C_{\text{original}}}$  when the slab is inserted



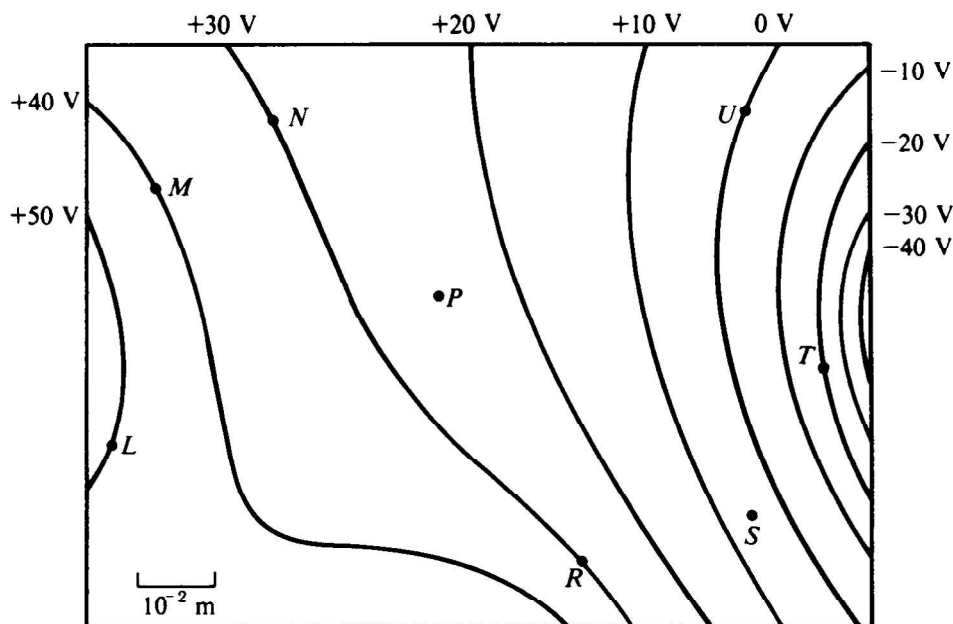
1975E1. Two stationary point charges  $+q$  are located on the  $y$ -axis as shown above. A third charge  $+q$  is brought in from infinity along the  $x$ -axis.

- Express the potential energy of the movable charge as a function of its position on the  $x$ -axis.
- Determine the magnitude and direction of the force acting on the movable charge when it is located at the position  $x = l$
- Determine the work done by the electric field as the charge moves from infinity to the origin.

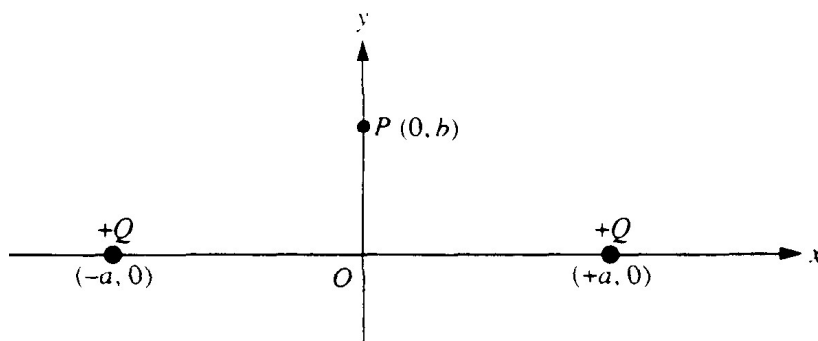




- 1982E1 (modified) Three point charges are arranged on the  $y$ -axis as shown above. The charges are  $+q$  at  $(0, a)$ ,  $-q$  at  $(0, 0)$ , and  $+q$  at  $(0, -a)$ . Any other charge or material is infinitely far away.
- Determine the point(s) on the  $x$ -axis where the electric potential due to this system of charges is zero.
  - Determine the  $x$  and  $y$  components of the electric field at a point  $P$  on the  $x$ -axis at a distance  $x$  from the origin.

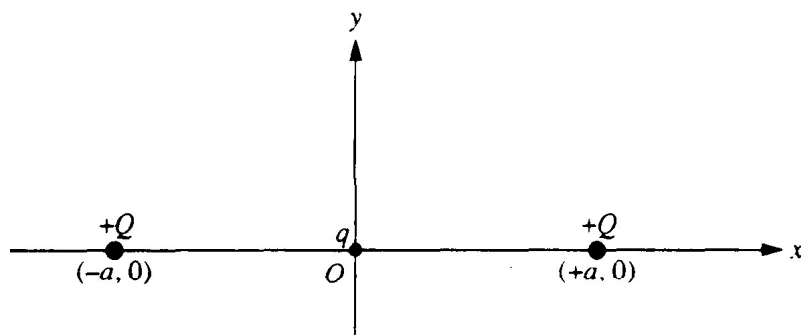


- \*1986E1. Three point charges produce the electric equipotential lines shown on the diagram above.
- Draw arrows at points  $L$ ,  $N$ , and  $U$  on the diagram to indicate the direction of the electric field at these points.
  - At which of the lettered points is the electric field  $E$  greatest in magnitude? Explain your reasoning.
  - Compute an approximate value for the magnitude of the electric field  $E$  at point  $P$ .
  - Compute an approximate value for the potential difference,  $V_M - V_S$ , between points  $M$  and  $S$ .
  - Determine the work done by the field if a charge of  $+5 \times 10^{-12}$  coulomb is moved from point  $M$  to point  $R$ .
  - If the charge of  $+5 \times 10^{-12}$  coulomb were moved from point  $M$  first to point  $S$ , and then to point  $R$ , would the answer to e. be different, and if so, how?



1991E1. Two equal positive charges  $Q$  are fixed on the  $x$ -axis, one at  $+a$  and the other at  $-a$ , as shown above. Point  $P$  is a point on the  $y$ -axis with coordinates  $(0, b)$ . Determine each of the following in terms of the given quantities and fundamental constants.

- The electric field  $E$  at the origin  $O$ .
- The electric potential  $V$  at the origin  $O$ .
- The magnitude of the electric field  $E$  at point  $P$ .



A small particle of charge  $q$  ( $q \ll Q$ ) and mass  $m$  is placed at the origin, displaced slightly, and then released. Assume that the only subsequent forces acting are the electric forces from the two fixed charges  $Q$ , at  $x = +a$  and  $x = -a$ , and that the particle moves only in the  $xy$ -plane. In each of the following cases, describe briefly the motion of the charged particle after it is released. Write an expression for its speed when far away if the resulting force pushes it away from the origin.

- $q$  is positive and is displaced in the  $+x$  direction.
- $q$  is positive and is displaced in the  $+y$  direction.
- $q$  is negative and is displaced in the  $+y$  direction.

2000E2 (modified) Three particles, A, B, and C, have equal positive charges  $Q$  and are held in place at the vertices of an equilateral triangle with sides of length  $l$ , as shown in the figures below. The dotted lines represent the bisectors for each side. The base of the triangle lies on the  $x$ -axis, and the altitude of the triangle lies on the  $y$ -axis.

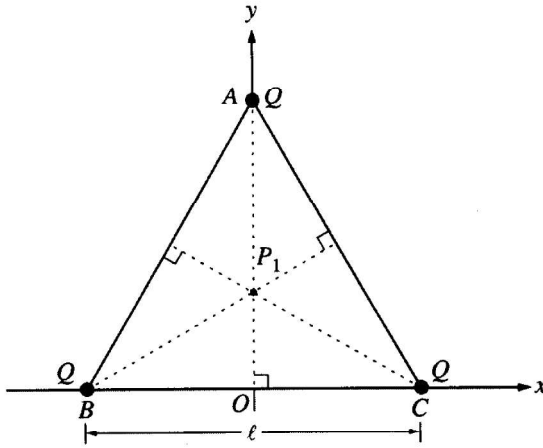


Figure 1

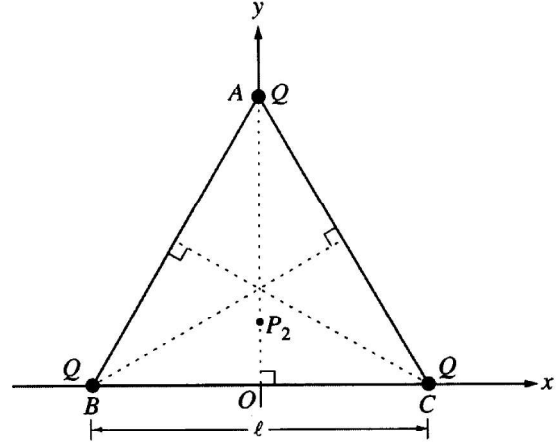
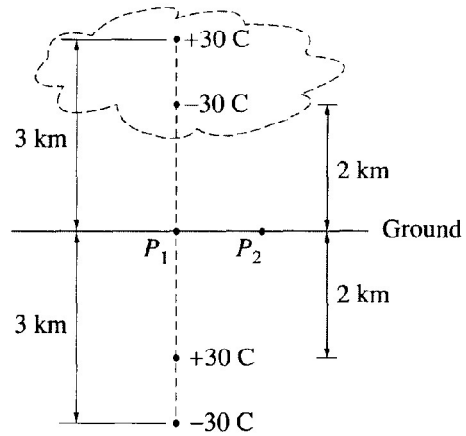
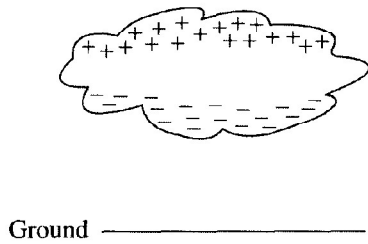


Figure 2

- a. i. Point  $P_1$ , the intersection of the three bisectors, locates the geometric center of the triangle and is one point where the electric field is zero. On Figure 1 above, draw the electric field vectors  $E_A$ ,  $E_B$ , and  $E_C$  at  $P_1$ , due to each of the three charges. Be sure your arrows are drawn to reflect the relative magnitude of the fields.
- ii. Another point where the electric field is zero is point  $P_2$  at  $(0, y_2)$ . On Figure 2 above, draw electric field vectors  $E_A$ ,  $E_B$ , and  $E_C$  at  $P_2$  due to each of the three point charges. Indicate below whether the magnitude of each of these vectors is greater than, less than, or the same as for point  $P_1$ .

	Greater than at $P_1$	Less than at $P_1$	The same as at $P_1$
$E_A$			
$E_B$			
$E_C$			

- b. Explain why the  $x$ -component of the total electric field is zero at any point on the  $y$ -axis.
- c. Write a general expression for the electric potential  $V$  at any point on the  $y$ -axis inside the triangle in terms of  $Q$ ,  $l$ , and  $y$ .



Note: Figures not drawn to scale.

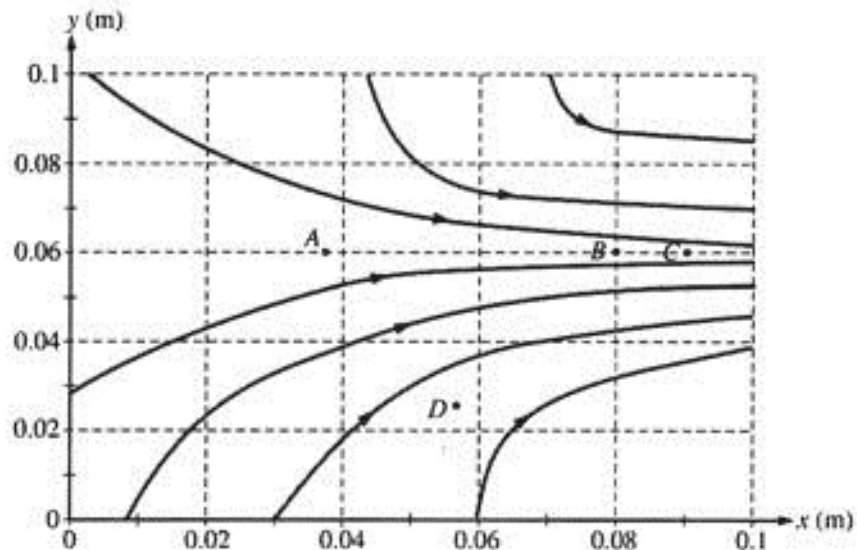
2001E1. A thundercloud has the charge distribution illustrated above left. Treat this distribution as two point charges, a negative charge of  $-30\text{ C}$  at a height of  $2\text{ km}$  above ground and a positive charge of  $+30\text{ C}$  at a height of  $3\text{ km}$ . The presence of these charges induces charges on the ground. Assuming the ground is a conductor, it can be shown that the induced charges can be treated as a charge of  $+30\text{ C}$  at a depth of  $2\text{ km}$  below ground and a charge of  $-30\text{ C}$  at a depth of  $3\text{ km}$ , as shown above right.

Consider point  $P_1$ , which is just above the ground directly below the thundercloud, and point  $P_2$ , which is  $1\text{ km}$  horizontally away from  $P_1$ .

- Determine the direction and magnitude of the electric field at point  $P_1$ .
- On the diagram, clearly indicate the direction of the electric field at point  $P_2$
  - How does the magnitude of the field at this point compare with the magnitude at point  $P_1$ ? Justify your answer:

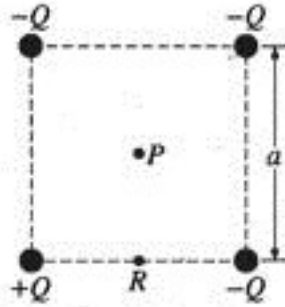
\_\_\_\_\_ Greater      \_\_\_\_\_ Equal      \_\_\_\_\_ Less

- Letting the zero of potential be at infinity, determine the potential at these points.
  - Point  $P_1$
  - Point  $P_2$
- Determine the electric potential at an altitude of  $1\text{ km}$  directly above point  $P_1$ .
- Determine the total electric potential energy of this arrangement of charges.



\*2005E1. Consider the electric field diagram above.

- a. Points A, B, and C are all located at  $y = 0.06$  m.
  - i. At which of these three points is the magnitude of the electric field the greatest? Justify your answer.
  - ii. At which of these three points is the electric potential the greatest? Justify your answer.
- b. An electron is released from rest at point B.
  - i. Qualitatively describe the electron's motion in terms of direction, speed, and acceleration.
  - ii. Calculate the electron's speed after it has moved through a potential difference of 10 V.
- c. Points B and C are separated by a potential difference of 20 V. Estimate the magnitude of the electric field midway between them and state any assumptions that you make.
- d. On the diagram, draw an equipotential line that passes through point D and intersects at least three electric field lines.



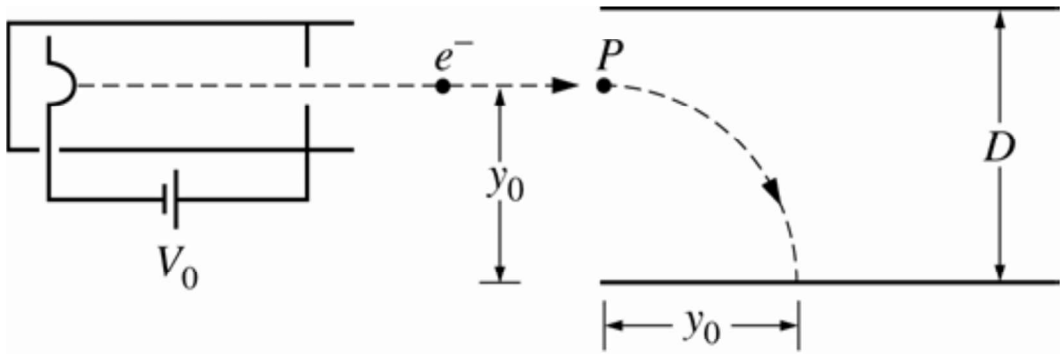
2006E1. The square of side  $a$  above contains a positive point charge  $+Q$  fixed at the lower left corner and negative point charges  $-Q$  fixed at the other three corners of the square. Point  $P$  is located at the center of the square.

- a. On the diagram, indicate with an arrow the direction of the net electric field at point  $P$ .
- b. Derive expressions for each of the following in terms of the given quantities and fundamental constants.
  - i. The magnitude of the electric field at point  $P$
  - ii. The electric potential at point  $P$
- c. A positive charge is placed at point  $P$ . It is then moved from point  $P$  to point  $R$ , which is at the midpoint of the bottom side of the square. As the charge is moved, is the work done on it by the electric field positive, negative, or zero?

\_\_\_ Positive      \_\_\_ Negative      \_\_\_ Zero

Explain your reasoning.

- d. i. Describe one way to replace a single charge in this configuration that would make the electric field at the center of the square equal to zero. Justify your answer.
- ii. Describe one way to replace a single charge in this configuration such that the electric potential at the center of the square is zero but the electric field is not zero. Justify your answer.



2009E2 (modified) Electrons created at the filament at the left end of the tube represented above are accelerated through a voltage  $V_0$  and exit the tube. The electrons then move with constant speed to the right, as shown, before entering a region in which there is a uniform electric field between two parallel plates separated by a distance  $D$ . The electrons enter the field at point  $P$ , which is a distance  $y_0$  from the bottom plate, and are deflected toward that plate. Express your answers to the following in terms of  $V_0$ ,  $D$ ,  $y_0$ , and fundamental constants.

- a. Calculate the speed of the electrons as they exit the tube.
- b.
  - i. Calculate the magnitude of the electric field required to cause the electrons to land the distance  $y_0$  from the edge of the plate.
  - ii. Indicate the direction of the electric field.

\_\_\_ To the left

\_\_\_ To the right

\_\_\_ Toward the top of the page

\_\_\_ Toward the bottom of the page

\_\_\_ Into the page

\_\_\_ Out of the page

Justify your answer.

- c. Calculate the potential difference between the two plates required to produce the electric field determined in part b.