

The Ramp (and Friction) PhET Simulation Lab

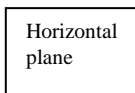


Introduction:

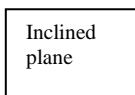
When an object is dragged across a horizontal surface, the force of friction that overcome depends on the normal force as $F_f = \mu F_n$ and the normal force is $F_n = W$. When the surface becomes an inclined plane, the normal force changes and when the normal force changes, so does the friction. In this lab, you will change the angle of an inclined plane and observe how weight is resolved into its components (F_n and $F_{//}$) using the basic trig functions.

Procedure: Play with the Sims → Motion → The Ramp Run Now!

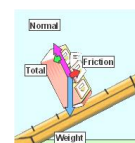
- Be sure to stay in the Introduction part of the simulation. *More features* will be used later when we investigate energy. Start by playing with the crate some. Have fun, really... Now...back to work.
- Move the crate up and down the ramp by dragging it with your mouse.
- Move the ramp to an angle of zero (horizontal) and draw a free body diagram of the cabinet here:



1. On a horizontal plane, the normal force is _____ to the weight.
2. The crate has a mass of 100kg. It therefore has a normal force of _____ N and a friction force (on the horizontal plane) of _____ $\mu = 0.30$



- Reset the ramp and draw a free body diagram of the crate in the box here:
3. The force down the plane and normal force are components of _____.
 4. Before we add an applied force on the ramp, there is a force of _____ that acts against the force down the plane (Force parallel).
 5. When we apply a force to get the crate moving, the friction force acts in the _____ direction as movement of the cabinet.
 6. **Slowly** increase angle (0.1 degrees at a time) of the ramp until the crate starts to move on its own. What angle is this? _____ = θ
 7. At this point, the force down the plane is _____ than the force of friction.
 8. Since the ramp is now at an angle, the normal force is _____ than the weight.
 9. At the angle above, the normal force equals _____ N. (hint: what trig function?)
 10. At the angle above, the force down the plane equals _____ N. (trig function?)
 11. Using the formula for friction above, the force of friction is _____ N.
 12. If the plane-crate were frictionless, what angle would be required for the crate to move? _____
 13. Why? _____



Calculate first, then test each object in the table below with the simulation on a horizontal plane.

Object	Mass	Weight	Normal Force	μ , Coef of Friction	Friction Force to Overcome
Dog				0.10	
Crate				0.70	
File Cabinet				0.40	
Refrigerator				0.50	

Conclusion Calculations:

GRADED (1/2 point each)

Back to the cratet (**Reset**). $\mu = 0.30$

Complete the table below. You may check your answers in the simulation.

Force Applied is the force required (by you for instance) to make the crate move at a constant velocity in either direction *or keep it from accelerating (if applicable)*.

Recall...constant velocity = _____ net force.

Also note: force applied may change direction as the angle increases!

Angle, θ	Mass	Weight $g = 9.8\text{m/s}^2$	Normal Force, F_n	Force parallel $F_{//}$	Friction Force F_f	Net Force ($F_{//} - F_f$)
0.00°	100. kg			0.00 N		1.
10.0°	100. kg				2.	
20.0°	100. kg			3.		
30.0°	100. kg		4.			
40.0°	100. kg			5.		
50.0°	100. kg				6.	
60.0°	100. kg					7.
70.0°	100. kg				8.	
80.0°	100. kg			9.		
90.0°	100. kg		0.00 N		10.	

Conclusion Questions:

- On a horizontal plane, the _____ force equals the _____.
- As the angle of the ramp is increased, the normal force *increases / decreases / remains the same* and the friction force *increases / decreases / remains the same*.
- As the angle of the ramp is increased, the force parallel *increases / decreases / remains the same*.
- The angle at which the force down the plane was equal to the force of friction (for the cabinet) was _____.
- Consider a very low (zero) friction, 5.0 kg skateboard on a ramp at an angle of 15° to the horizontal. What would be the **net force** that would cause acceleration when the skateboard is allowed to move? _____ N
- What would be the skateboard's acceleration down the plane? _____ m/s^2
- Now consider the same no-friction 5.0 kg skateboard on the same 15° ramp. If a 45kg teenager jumps on, what would be her acceleration down the ramp? _____ m/s^2
- Imagine you are pushing a 15 kg cart full of 25 kg of bottled water up a 10° ramp.
- If the coefficient of friction is 0.02, what is the friction force you must overcome to push the cart up the ramp? _____ N
- Realizing that there is also a force parallel (as a component of weight) you must ALSO overcome, what is the TOTAL force you must apply to push the cart up the ramp at a constant speed? _____ N

